


# HOW TO WEAR A SURGICAL MASK




WASH YOUR HANDS  
BEFORE  
WEARING A MASK



ENSURE THE PROPER  
SIDE OF THE MASK  
FACES OUTWARDS



LOCATE THE METALLIC  
STRIP AND PLACE IT  
ON THE NOSE BRIDGE



SECURE THE STRINGS  
BEHIND YOUR HEAD  
OR OVER YOUR EARS



COVER MOUTH AND NOSE FULLY  
MAKING SURE THERE ARE NO GAPS




PRESS THE METALLIC  
STRIP TO FIT THE SHAPE  
OF THE NOSE




REPLACE THE MASK  
IF IT GETS DAMP  
AND DO NOT REUSE IT



DO NOT TOUCH THE  
MASK WHILE USING IT,  
IF YOU DO  
WASH YOUR HANDS



REMOVE THE MASK  
FROM BEHIND BY  
HOLDING THE STRINGS  
WITH CLEAN HANDS



DISPOSE THE MASK IN  
A CLOSED BIN WITHOUT  
TOUCHING THE FRONT